

Cumulative Results Report

Prince William County

Unofficial Results

Provisionals 11-14-2023

Commonwealth of Virginia, Official Ballot

Registered Voters

1215 of 0 = 0.00%

Polling Places Reporting

0 of 211 = 0.00%

Paper Sheets Counted

1,215

Run Time 11:42 AM

11/7/2023

Run Date 11/14/2023

Page 1

Member Senate of Virginia 29th District - Vote for only one

Polling Places			Voters		
Counted	Total	Percent	Ballots	Registered	Percent
0	91	0.00%	425	0	0.00%

Choice	Party	Absentee Voting		Early Voting		Election Day Voting		Total	
Nikki N. Rattray Baldwin - R		135	33.17%	0	0.00%	0	0.00%	135	33.17%
Jeremy S. McPike - D		272	66.83%	0	0.00%	0	0.00%	272	66.83%
Cast Votes:		407	100.00%	0	0.00%	0	0.00%	407	100.00%
Undervotes:		13		0		0		13	
Overvotes:		0		0		0		0	
Write-in votes:		5		0		0		5	

Member Senate of Virginia 30th District - Vote for only one

Polling Places			Voters		
Counted	Total	Percent	Ballots	Registered	Percent
0	65	0.00%	459	0	0.00%

Choice	Party	Absentee Voting		Early Voting		Election Day Voting		Total	
Bill C. Woolf, III - R		186	41.89%	0	0.00%	0	0.00%	186	41.89%
Danica A. Roem - D		258	58.11%	0	0.00%	0	0.00%	258	58.11%
Cast Votes:		444	100.00%	0	0.00%	0	0.00%	444	100.00%
Undervotes:		12		0		0		12	
Overvotes:		0		0		0		0	
Write-in votes:		3		0		0		3	

Member Senate of Virginia 33rd District - Vote for only one

Polling Places			Voters		
Counted	Total	Percent	Ballots	Registered	Percent
0	67	0.00%	331	0	0.00%

Choice	Party	Absentee Voting		Early Voting		Election Day Voting		Total	
Mike L. Van Meter - R		89	28.08%	0	0.00%	0	0.00%	89	28.08%
Jennifer D. Carrol Foy - D		228	71.92%	0	0.00%	0	0.00%	228	71.92%
Cast Votes:		317	100.00%	0	0.00%	0	0.00%	317	100.00%
Undervotes:		11		0		0		11	
Overvotes:		0		0		0		0	
Write-in votes:		3		0		0		3	

Cumulative Results Report

Provisionals 11-14-2023

Run Time 11:42 AM

Run Date 11/14/2023

Prince William County

Commonwealth of Virginia, Official Ballot

11/7/2023

Page 2

Unofficial Results

Registered Voters

1215 of 0 = 0.00%

Polling Places Reporting

0 of 211 = 0.00%

Paper Sheets Counted

1,215

Member House of Delegates 19th District - Vote for only one

Polling Places			Voters		
Counted	Total	Percent	Ballots	Registered	Percent
0	25	0.00%	110	0	0.00%

Choice	Party	Absentee Voting		Early Voting		Election Day Voting		Total	
Rozia A. "J.R." Henson, Jr. - D		89	100.00%	0	0.00%	0	0.00%	89	100.00%
	Cast Votes:	89	100.00%	0	0.00%	0	0.00%	89	100.00%
	Undervotes:	17		0		0		17	
	Overvotes:	0		0		0		0	
	Write-in votes:	4		0		0		4	

Member House of Delegates 20th District - Vote for only one

Polling Places			Voters		
Counted	Total	Percent	Ballots	Registered	Percent
0	15	0.00%	54	0	0.00%

Choice	Party	Absentee Voting		Early Voting		Election Day Voting		Total	
Sharon E. Ashurst - R		17	35.42%	0	0.00%	0	0.00%	17	35.42%
Michelle-Ann E. Lopes Maldonado - D		31	64.58%	0	0.00%	0	0.00%	31	64.58%
	Cast Votes:	48	100.00%	0	0.00%	0	0.00%	48	100.00%
	Undervotes:	4		0		0		4	
	Overvotes:	0		0		0		0	
	Write-in votes:	2		0		0		2	

Member House of Delegates 21st District - Vote for only one

Polling Places			Voters		
Counted	Total	Percent	Ballots	Registered	Percent
0	39	0.00%	253	0	0.00%

Choice	Party	Absentee Voting		Early Voting		Election Day Voting		Total	
John T. Stirrup - R		111	45.49%	0	0.00%	0	0.00%	111	45.49%
Josh E. Thomas - D		133	54.51%	0	0.00%	0	0.00%	133	54.51%
	Cast Votes:	244	100.00%	0	0.00%	0	0.00%	244	100.00%
	Undervotes:	8		0		0		8	
	Overvotes:	0		0		0		0	
	Write-in votes:	1		0		0		1	

Cumulative Results Report

Prince William County

Unofficial Results

Provisionals 11-14-2023

Commonwealth of Virginia, Official Ballot

Registered Voters

1215 of 0 = 0.00%

Polling Places Reporting

0 of 211 = 0.00%

Paper Sheets Counted

1,215

Run Time 11:42 AM

11/7/2023

Run Date 11/14/2023

Page 3

Member House of Delegates 22nd District - Vote for only one

Polling Places			Voters		
Counted	Total	Percent	Ballots	Registered	Percent
0	41	0.00%	284	0	0.00%

Choice	Party	Absentee Voting		Early Voting		Election Day Voting		Total	
Ian Travis Lovejoy - R		105	37.91%	0	0.00%	0	0.00%	105	37.91%
Travis S. Nembhard - D		172	62.09%	0	0.00%	0	0.00%	172	62.09%
Cast Votes:		277	100.00%	0	0.00%	0	0.00%	277	100.00%
Undervotes:		6		0		0		6	
Overvotes:		0		0		0		0	
Write-in votes:		1		0		0		1	

Member House of Delegates 23rd District - Vote for only one

Polling Places			Voters		
Counted	Total	Percent	Ballots	Registered	Percent
0	31	0.00%	131	0	0.00%

Choice	Party	Absentee Voting		Early Voting		Election Day Voting		Total	
James V. Tully - R		34	26.77%	0	0.00%	0	0.00%	34	26.77%
Candi Patrice Mundon King - D		93	73.23%	0	0.00%	0	0.00%	93	73.23%
Cast Votes:		127	100.00%	0	0.00%	0	0.00%	127	100.00%
Undervotes:		3		0		0		3	
Overvotes:		0		0		0		0	
Write-in votes:		1		0		0		1	

Member House of Delegates 24th District - Vote for only one

Polling Places			Voters		
Counted	Total	Percent	Ballots	Registered	Percent
0	43	0.00%	161	0	0.00%

Choice	Party	Absentee Voting		Early Voting		Election Day Voting		Total	
Luke E. Torian - D		127	100.00%	0	0.00%	0	0.00%	127	100.00%
Cast Votes:		127	100.00%	0	0.00%	0	0.00%	127	100.00%
Undervotes:		27		0		0		27	
Overvotes:		0		0		0		0	
Write-in votes:		7		0		0		7	

Cumulative Results Report

Provisionals 11-14-2023

Run Time 11:42 AM

Run Date 11/14/2023

Prince William County

Commonwealth of Virginia, Official Ballot

11/7/2023

Page 4

Unofficial Results

Registered Voters

1215 of 0 = 0.00%

Polling Places Reporting

0 of 211 = 0.00%

Paper Sheets Counted

1,215

Member House of Delegates 25th District - Vote for only one

Polling Places			Voters		
Counted	Total	Percent	Ballots	Registered	Percent
0	49	0.00%	222	0	0.00%

Choice	Party	Absentee Voting		Early Voting		Election Day Voting		Total	
John S. Gray - R		65	31.25%	0	0.00%	0	0.00%	65	31.25%
Briana D. Sewell - D		143	68.75%	0	0.00%	0	0.00%	143	68.75%
Cast Votes:		208	100.00%	0	0.00%	0	0.00%	208	100.00%
Undervotes:		9		0		0		9	
Overvotes:		0		0		0		0	
Write-in votes:		5		0		0		5	

Clerk of Court - Vote for only one

Polling Places			Voters		
Counted	Total	Percent	Ballots	Registered	Percent
0	211	0.00%	1,215	0	0.00%

Choice	Party	Absentee Voting		Early Voting		Election Day Voting		Total	
Jacqueline C. Smith		811	75.23%	0	0.00%	0	0.00%	811	75.23%
Hina Ansari		267	24.77%	0	0.00%	0	0.00%	267	24.77%
Cast Votes:		1,078	100.00%	0	0.00%	0	0.00%	1,078	100.00%
Undervotes:		127		0		0		127	
Overvotes:		0		0		0		0	
Write-in votes:		10		0		0		10	

Commonwealth's Attorney - Vote for only one

Polling Places			Voters		
Counted	Total	Percent	Ballots	Registered	Percent
0	211	0.00%	1,215	0	0.00%

Choice	Party	Absentee Voting		Early Voting		Election Day Voting		Total	
Matthew B. "Matt" Lowery		445	39.14%	0	0.00%	0	0.00%	445	39.14%
Amy K. Ashworth		692	60.86%	0	0.00%	0	0.00%	692	60.86%
Cast Votes:		1,137	100.00%	0	0.00%	0	0.00%	1,137	100.00%
Undervotes:		67		0		0		67	
Overvotes:		0		0		0		0	
Write-in votes:		11		0		0		11	

Cumulative Results Report

Provisionals 11-14-2023

Run Time 11:42 AM

Run Date 11/14/2023

Prince William County

Commonwealth of Virginia, Official Ballot

11/7/2023

Page 5

Unofficial Results

Registered Voters

1215 of 0 = 0.00%

Polling Places Reporting

0 of 211 = 0.00%

Paper Sheets Counted

1,215

Sheriff - Vote for only one

Polling Places			Voters		
Counted	Total	Percent	Ballots	Registered	Percent
0	211	0.00%	1,215	0	0.00%

Choice	Party	Absentee Voting		Early Voting		Election Day Voting		Total	
Glen Hill		488	42.66%	0	0.00%	0	0.00%	488	42.66%
Joshua Lavon King		656	57.34%	0	0.00%	0	0.00%	656	57.34%
Cast Votes:		1,144	100.00%	0	0.00%	0	0.00%	1,144	100.00%
Undervotes:		59		0		0		59	
Overvotes:		0		0		0		0	
Write-in votes:		12		0		0		12	

Chairman Board of Supervisors - Vote for only one

Polling Places			Voters		
Counted	Total	Percent	Ballots	Registered	Percent
0	211	0.00%	1,215	0	0.00%

Choice	Party	Absentee Voting		Early Voting		Election Day Voting		Total	
Jeanine M. Lawson		463	40.30%	0	0.00%	0	0.00%	463	40.30%
Deshundra L. Jefferson		686	59.70%	0	0.00%	0	0.00%	686	59.70%
Cast Votes:		1,149	100.00%	0	0.00%	0	0.00%	1,149	100.00%
Undervotes:		60		0		0		60	
Overvotes:		0		0		0		0	
Write-in votes:		6		0		0		6	

Chairman School Board - Vote for only one

Polling Places			Voters		
Counted	Total	Percent	Ballots	Registered	Percent
0	211	0.00%	1,215	0	0.00%

Choice	Party	Absentee Voting		Early Voting		Election Day Voting		Total	
Babur B. Lateef		635	56.29%	0	0.00%	0	0.00%	635	56.29%
Caroline M. "Carrie" Rist		349	30.94%	0	0.00%	0	0.00%	349	30.94%
Kimberly B. Mehlman-Orozco		144	12.77%	0	0.00%	0	0.00%	144	12.77%
Cast Votes:		1,128	100.00%	0	0.00%	0	0.00%	1,128	100.00%
Undervotes:		82		0		0		82	
Overvotes:		1		0		0		1	
Write-in votes:		4		0		0		4	

Cumulative Results Report

Provisionals 11-14-2023

Run Time 11:42 AM

Run Date 11/14/2023

Prince William County

Commonwealth of Virginia, Official Ballot

11/7/2023

Page 6

Unofficial Results

Registered Voters

1215 of 0 = 0.00%

Polling Places Reporting

0 of 211 = 0.00%

Paper Sheets Counted

1,215

Member Board of Supervisors Brentsville District - Vote for only one

Polling Places			Voters		
Counted	Total	Percent	Ballots	Registered	Percent
0	33	0.00%	232	0	0.00%

Choice	Party	Absentee Voting		Early Voting		Election Day Voting		Total	
Thomas T. "Tom" Gordy		92	42.59%	0	0.00%	0	0.00%	92	42.59%
Jim R. Gehlsen		124	57.41%	0	0.00%	0	0.00%	124	57.41%
Cast Votes:		216	100.00%	0	0.00%	0	0.00%	216	100.00%
Undervotes:		16		0		0		16	
Overvotes:		0		0		0		0	
Write-in votes:		0		0		0		0	

Member School Board Brentsville District - Vote for only one

Polling Places			Voters		
Counted	Total	Percent	Ballots	Registered	Percent
0	33	0.00%	232	0	0.00%

Choice	Party	Absentee Voting		Early Voting		Election Day Voting		Total	
Adele E. Jackson		113	51.83%	0	0.00%	0	0.00%	113	51.83%
Erica C. Tredinnick		80	36.70%	0	0.00%	0	0.00%	80	36.70%
Yesenia Lassiter		25	11.47%	0	0.00%	0	0.00%	25	11.47%
Cast Votes:		218	100.00%	0	0.00%	0	0.00%	218	100.00%
Undervotes:		14		0		0		14	
Overvotes:		0		0		0		0	
Write-in votes:		0		0		0		0	

Member Board of Supervisors Coles District - Vote for only one

Polling Places			Voters		
Counted	Total	Percent	Ballots	Registered	Percent
0	35	0.00%	181	0	0.00%

Choice	Party	Absentee Voting		Early Voting		Election Day Voting		Total	
Yesli I. Vega		79	46.47%	0	0.00%	0	0.00%	79	46.47%
Idris A. Jibowu-O'Connor		91	53.53%	0	0.00%	0	0.00%	91	53.53%
Cast Votes:		170	100.00%	0	0.00%	0	0.00%	170	100.00%
Undervotes:		9		0		0		9	
Overvotes:		0		0		0		0	
Write-in votes:		2		0		0		2	

Cumulative Results Report

Provisionals 11-14-2023

Run Time 11:42 AM

Run Date 11/14/2023

Prince William County

Commonwealth of Virginia, Official Ballot

11/7/2023

Page 7

Unofficial Results

Registered Voters

1215 of 0 = 0.00%

Polling Places Reporting

0 of 211 = 0.00%

Paper Sheets Counted

1,215

Member School Board Coles District - Vote for only one

Polling Places			Voters		
Counted	Total	Percent	Ballots	Registered	Percent
0	35	0.00%	181	0	0.00%

Choice	Party	Absentee Voting		Early Voting		Election Day Voting		Total	
Lisa A. Zargapur		103	61.68%	0	0.00%	0	0.00%	103	61.68%
Stephen D. Spiker		64	38.32%	0	0.00%	0	0.00%	64	38.32%
Cast Votes:		167	100.00%	0	0.00%	0	0.00%	167	100.00%
Undervotes:		13		0		0		13	
Overvotes:		0		0		0		0	
Write-in votes:		1		0		0		1	

Member Board of Supervisors Gainesville District - Vote for only one

Polling Places			Voters		
Counted	Total	Percent	Ballots	Registered	Percent
0	33	0.00%	203	0	0.00%

Choice	Party	Absentee Voting		Early Voting		Election Day Voting		Total	
Robert B. "Bob" Weir		140	100.00%	0	0.00%	0	0.00%	140	100.00%
Cast Votes:		140	100.00%	0	0.00%	0	0.00%	140	100.00%
Undervotes:		59		0		0		59	
Overvotes:		0		0		0		0	
Write-in votes:		4		0		0		4	

Member School Board Gainesville District - Vote for only one

Polling Places			Voters		
Counted	Total	Percent	Ballots	Registered	Percent
0	33	0.00%	203	0	0.00%

Choice	Party	Absentee Voting		Early Voting		Election Day Voting		Total	
Jennifer T. Wall		140	100.00%	0	0.00%	0	0.00%	140	100.00%
Cast Votes:		140	100.00%	0	0.00%	0	0.00%	140	100.00%
Undervotes:		59		0		0		59	
Overvotes:		0		0		0		0	
Write-in votes:		4		0		0		4	

Cumulative Results Report

Provisionals 11-14-2023

Run Time 11:42 AM

Run Date 11/14/2023

Prince William County

Commonwealth of Virginia, Official Ballot

11/7/2023

Page 8

Unofficial Results

Registered Voters

1215 of 0 = 0.00%

Polling Places Reporting

0 of 211 = 0.00%

Paper Sheets Counted

1,215

Member Board of Supervisors Neabsco District - Vote for only one

Polling Places			Voters		
Counted	Total	Percent	Ballots	Registered	Percent
0	37	0.00%	122	0	0.00%

Choice	Party	Absentee Voting		Early Voting		Election Day Voting		Total	
Victor S. Angry		101	100.00%	0	0.00%	0	0.00%	101	100.00%
	Cast Votes:	101	100.00%	0	0.00%	0	0.00%	101	100.00%
	Undervotes:	18		0		0		18	
	Overvotes:	0		0		0		0	
	Write-in votes:	3		0		0		3	

Member School Board Neabsco District - Vote for only one

Polling Places			Voters		
Counted	Total	Percent	Ballots	Registered	Percent
0	37	0.00%	122	0	0.00%

Choice	Party	Absentee Voting		Early Voting		Election Day Voting		Total	
Padreus D. Pratter		29	27.62%	0	0.00%	0	0.00%	29	27.62%
Tracy L. Blake		61	58.10%	0	0.00%	0	0.00%	61	58.10%
Michael C. Petko		15	14.29%	0	0.00%	0	0.00%	15	14.29%
	Cast Votes:	105	100.00%	0	0.00%	0	0.00%	105	100.00%
	Undervotes:	14		0		0		14	
	Overvotes:	0		0		0		0	
	Write-in votes:	3		0		0		3	

Member Board of Supervisors Occoquan District - Vote for only one

Polling Places			Voters		
Counted	Total	Percent	Ballots	Registered	Percent
0	37	0.00%	184	0	0.00%

Choice	Party	Absentee Voting		Early Voting		Election Day Voting		Total	
Karla A. Justice		65	37.79%	0	0.00%	0	0.00%	65	37.79%
Kenny Allen Boddye		107	62.21%	0	0.00%	0	0.00%	107	62.21%
	Cast Votes:	172	100.00%	0	0.00%	0	0.00%	172	100.00%
	Undervotes:	9		0		0		9	
	Overvotes:	0		0		0		0	
	Write-in votes:	3		0		0		3	

Cumulative Results Report

Provisionals 11-14-2023

Run Time 11:42 AM

Run Date 11/14/2023

Prince William County

Commonwealth of Virginia, Official Ballot

11/7/2023

Page 9

Unofficial Results

Registered Voters

1215 of 0 = 0.00%

Polling Places Reporting

0 of 211 = 0.00%

Paper Sheets Counted

1,215

Member School Board Occoquan District - Vote for only one

Polling Places			Voters		
Counted	Total	Percent	Ballots	Registered	Percent
0	37	0.00%	184	0	0.00%

Choice	Party	Absentee Voting		Early Voting		Election Day Voting		Total	
R.M. Jessie, Jr.		99	58.93%	0	0.00%	0	0.00%	99	58.93%
Ryan Wilson Kirkpatrick		69	41.07%	0	0.00%	0	0.00%	69	41.07%
Cast Votes:		168	100.00%	0	0.00%	0	0.00%	168	100.00%
Undervotes:		13		0		0		13	
Overvotes:		0		0		0		0	
Write-in votes:		3		0		0		3	

Member Board of Supervisors Potomac District - Vote for only one

Polling Places			Voters		
Counted	Total	Percent	Ballots	Registered	Percent
0	37	0.00%	150	0	0.00%

Choice	Party	Absentee Voting		Early Voting		Election Day Voting		Total	
Verndell Charlotte Robinson		42	29.58%	0	0.00%	0	0.00%	42	29.58%
Andrea O. Bailey		100	70.42%	0	0.00%	0	0.00%	100	70.42%
Cast Votes:		142	100.00%	0	0.00%	0	0.00%	142	100.00%
Undervotes:		5		0		0		5	
Overvotes:		1		0		0		1	
Write-in votes:		2		0		0		2	

Member School Board Potomac District - Vote for only one

Polling Places			Voters		
Counted	Total	Percent	Ballots	Registered	Percent
0	37	0.00%	150	0	0.00%

Choice	Party	Absentee Voting		Early Voting		Election Day Voting		Total	
Justin D. Wilk		109	75.69%	0	0.00%	0	0.00%	109	75.69%
Mario R. Beckles		35	24.31%	0	0.00%	0	0.00%	35	24.31%
Cast Votes:		144	100.00%	0	0.00%	0	0.00%	144	100.00%
Undervotes:		5		0		0		5	
Overvotes:		0		0		0		0	
Write-in votes:		1		0		0		1	

Cumulative Results Report

Prince William County

Unofficial Results

Provisionals 11-14-2023

Commonwealth of Virginia, Official Ballot

Registered Voters

1215 of 0 = 0.00%

Polling Places Reporting

0 of 211 = 0.00%

Paper Sheets Counted

1,215

Run Time 11:42 AM

11/7/2023

Run Date 11/14/2023

Page 10

Member Board of Supervisors Woodbridge District - Vote for only one

Polling Places			Voters		
Counted	Total	Percent	Ballots	Registered	Percent
0	29	0.00%	143	0	0.00%

Choice	Party	Absentee Voting		Early Voting		Election Day Voting		Total	
Jeannie M. LaCroix		53	38.97%	0	0.00%	0	0.00%	53	38.97%
Margaret Angela Franklin		83	61.03%	0	0.00%	0	0.00%	83	61.03%
Cast Votes:		136	100.00%	0	0.00%	0	0.00%	136	100.00%
Undervotes:		6		0		0		6	
Overvotes:		0		0		0		0	
Write-in votes:		1		0		0		1	

Member School Board Woodbridge District - Vote for only one

Polling Places			Voters		
Counted	Total	Percent	Ballots	Registered	Percent
0	29	0.00%	143	0	0.00%

Choice	Party	Absentee Voting		Early Voting		Election Day Voting		Total	
Jaylen K. Custis		42	31.58%	0	0.00%	0	0.00%	42	31.58%
Shantell E. Rock		27	20.30%	0	0.00%	0	0.00%	27	20.30%
Loree Y. Williams		64	48.12%	0	0.00%	0	0.00%	64	48.12%
Cast Votes:		133	100.00%	0	0.00%	0	0.00%	133	100.00%
Undervotes:		8		0		0		8	
Overvotes:		2		0		0		2	
Write-in votes:		0		0		0		0	

Cumulative Results Report

Provisionals 11-14-2023

Run Time 11:42 AM

Run Date 11/14/2023

Prince William County

Commonwealth of Virginia, Official Ballot

11/7/2023

Page 11

Unofficial Results

Registered Voters

1215 of 0 = 0.00%

Polling Places Reporting

0 of 211 = 0.00%

Paper Sheets Counted

1,215

Soil and Water Conservation Director Prince William District - Vote for not more than three

Polling Places			Voters		
Counted	Total	Percent	Ballots	Registered	Percent
0	211	0.00%	1,215	0	0.00%

Choice	Party	Absentee Voting		Early Voting		Election Day Voting		Total	
Jennifer S. Reed		728	32.75%	0	0.00%	0	0.00%	728	32.75%
Levon J. Simpson		217	9.76%	0	0.00%	0	0.00%	217	9.76%
Mary Lynn Jerrell		210	9.45%	0	0.00%	0	0.00%	210	9.45%
Mansimran Singh Kahlon		512	23.03%	0	0.00%	0	0.00%	512	23.03%
Nancy J. Vehrs		556	25.01%	0	0.00%	0	0.00%	556	25.01%
Cast Votes:		2,223	100.00%	0	0.00%	0	0.00%	2,223	100.00%
Undervotes:		1,378		0		0		1,378	
Overvotes:		2		0		0		2	
Write-in votes:		38		0		0		38	

Member Town Council - Special Election For unexpired term to end December 31, 2024 - Vote for only one

Polling Places			Voters		
Counted	Total	Percent	Ballots	Registered	Percent
0	7	0.00%	0	0	0.00%

Choice	Party	Absentee Voting		Early Voting		Election Day Voting		Total	
Alexander M. Beyene		0	0.00%	0	0.00%	0	0.00%	0	0.00%
Cast Votes:		0	0.00%	0	0.00%	0	0.00%	0	0.00%
Undervotes:		0		0		0		0	
Overvotes:		0		0		0		0	
Write-in votes:		0		0		0		0	

Cumulative Results Report

Prince William County

Unofficial Results

Provisionals 11-14-2023

Commonwealth of Virginia, Official Ballot

Registered Voters

1215 of 0 = 0.00%

Polling Places Reporting

0 of 211 = 0.00%

Paper Sheets Counted

1,215

Run Time 11:42 AM

11/7/2023

Run Date 11/14/2023

Page 12

Member Town Council - Special Election For unexpired term to end December 31, 2024 - Vote for only one

Polling Places			Voters		
Counted	Total	Percent	Ballots	Registered	Percent
0	7	0.00%	2	0	0.00%

Choice	Party	Absentee Voting		Early Voting		Election Day Voting		Total	
Brandi M. Maly		0	0.00%	0	0.00%	0	0.00%	0	0.00%
S. "Steve" Kang		2	100.00%	0	0.00%	0	0.00%	2	100.00%
Cast Votes:		2	100.00%	0	0.00%	0	0.00%	2	100.00%
Undervotes:		0		0		0		0	
Overvotes:		0		0		0		0	
Write-in votes:		0		0		0		0	

*** End of report ***

VIRGINIA SENATE DISTRICT 29	VOTE TOTALS	TOTAL PAGES	0
NIKKI N. RATTRAY BALDWIN - R			
JEREMY S. MCPIKE - D			
Write-Ins			
Undervotes			
Overvotes			
TOTAL	0		

VIRGINIA SENATE DISTRICT 30	VOTE TOTALS	TOTAL PAGES	4
BILL C. WOOLF III - R	3		
DANICA A. ROEM - D	1		
Write-Ins			
Undervotes			
Overvotes			
TOTAL	4		

VIRGINIA SENATE DISTRICT 33	VOTE TOTALS	TOTAL PAGES	0
MIKE L. VAN METER - R			
JENNIFER D. CARROLL FOY - D			
Write-Ins			
Undervotes			
Overvotes			
TOTAL	0		

VIRGINIA HOUSE OF DELEGATES DISTRICT 19	VOTE TOTALS	TOTAL PAGES	0
ROZIA A. "J.R." HENSON, JR. - D			
Write-Ins			
Undervotes			
Overvotes			
TOTAL			0

VIRGINIA HOUSE OF DELEGATES DISTRICT 20	VOTE TOTALS	TOTAL PAGES	0
SHARON E. ASHURST - R			
MICHELLE-ANN E. LOPES MALDONADO - D			
Write-Ins			
Undervotes			
Overvotes			
TOTAL			0

VIRGINIA HOUSE OF DELEGATES DISTRICT 21	VOTE TOTALS	TOTAL PAGES	3
JOHN T. STIRRUP - R	3		
JOSH E. THOMAS - D			
Write-Ins			
Undervotes			
Overvotes			
TOTAL	3		

VIRGINIA HOUSE OF DELEGATES DISTRICT 22	VOTE TOTALS	TOTAL PAGES	1
IAN TRAVIS LOVEJOY - R			
TRAVIS S. NEMBHARD - D	1		
Write-Ins			
Undervotes			
Overvotes			
TOTAL	1		

VIRGINIA HOUSE OF DELEGATES DISTRICT 23	VOTE TOTALS	TOTAL PAGES	0
JAMES V. TULLY - R			
CANDI PATRICE MUNDON KING - D			
Write-Ins			
Undervotes			
Overvotes			
TOTAL			

VIRGINIA HOUSE OF DELEGATES DISTRICT 24	VOTE TOTALS	TOTAL PAGES	0
LUKE E. TORIAN - D			
Write-Ins			
Undervotes			
Overvotes			
TOTAL			

VIRGINIA HOUSE OF DELEGATES DISTRICT 25	VOTE TOTALS	TOTAL PAGES	0
JOHN S. GRAY - R			
BRIANA D. SEWELL - D			
Write-Ins			
Undervotes			
Overvotes			
TOTAL			0

CLERK OF COURT	VOTE TOTALS	TOTAL PAGES	4
JACQUELINE C. SMITH	3		
HINA ANSARI			
Write-Ins			
Undervotes	1		
Overvotes			
TOTAL	4		

COMMONWEALTH'S ATTORNEY	VOTE TOTALS	TOTAL PAGES	4
MATTHEW B. "MATT" LOWERY	2		
AMY K. ASHWORTH	1		
Write-Ins			
Undervotes	1		
Overvotes			
TOTAL	4		

SHERIFF	VOTE TOTALS	TOTAL PAGES	4
GLEN HILL	2		
JOSHUA LAVON KING	1		
Write-Ins			
Undervotes	1		
Overvotes			
TOTAL	4		

SOIL & WATER CONSERVATION DIRECTOR (NO MORE THAN 3)	VOTE TOTALS	TOTAL PAGES	4
JENNIFER S. REED	3		
LEVON J. SIMPSON			
MARY LYNN JERRELL			
MANSIMRAN SINGH KAHLON			
NANCY J. VEHR	1		
Write-Ins			
Write-Ins			
Write-Ins			
Undervotes	8		
Overvotes			
TOTAL	12		

CHAIRMAN BOARD OF SUPERVISORS	VOTE TOTALS	TOTAL PAGES	4
JEANINE M. LAWSON	2		
DESHUNDRA L. JEFFERSON	1		
Write-Ins			
Undervotes	1		
Overvotes			
TOTAL	4		

MEMBER BOARD OF SUPERVISORS - BRENTSVILLE	VOTE TOTALS	TOTAL PAGES	4
THOMAS T. "TOM" GORDY	3		
JIM R. GEHLSSEN	1		
Write-Ins			
Undervotes			
Overvotes			
TOTAL	4		

MEMBER BOARD OF SUPERVISORS - COLES	VOTE TOTALS	TOTAL PAGES	0
YESLI I. VEGA			
IDRIS A. JIBOWU-O'CONNOR			
Write-Ins			
Undervotes			
Overvotes			
TOTAL	0		

MEMBER BOARD OF SUPERVISORS - POTOMAC	VOTE TOTALS	TOTAL PAGES	Ø
VERNDELL CHARLOTTE ROBINSON			
ANDREA O. BAILEY			
Write-Ins			
Undervotes			
Overvotes			
TOTAL			Ø

MEMBER BOARD OF SUPERVISORS - GAINESVILLE	VOTE TOTALS	TOTAL PAGES	Ø
ROBERT B. "BOB" WEIR			
Write-Ins			
Undervotes			
Overvotes			
TOTAL			Ø

MEMBER BOARD OF SUPERVISORS - OCCOQUAN	VOTE TOTALS	TOTAL PAGES	Ø
KARLA A. JUSTICE			
KENNY ALLEN BODDYE			
Write-Ins			
Undervotes			
Overvotes			
TOTAL			Ø

MEMBER BOARD OF SUPERVISORS - NEABSCO	VOTE TOTALS	TOTAL PAGES	0
VICTOR S. ANGRY			
Write-Ins			
Undervotes			
Overvotes			
TOTAL			0



MEMBER BOARD OF SUPERVISORS - WOODBRIDGE	VOTE TOTALS	TOTAL PAGES	0
JEANNIE M. LACROIX			
MARGARET ANGELA FRANKLIN			
Write-Ins			
Undervotes			
Overvotes			
TOTAL			0



CHAIRMAN SCHOOL BOARD	VOTE TOTALS	TOTAL PAGES	4
BABUR B. LATEEF	2		
CAROLINE M. "CARRIE" RIST	1		
KIMBERLY B. MEHLMAN-OROZCO			
Write-Ins			
Undervotes	1		
Overvotes			
TOTAL			4



MEMBER SCHOOL BOARD - BRENTSVILLE	VOTE TOTALS	TOTAL PAGES	4
ADELE E. JACKSON	2		
ERICA C. TREDINNICK	1		
YESENIA LASSITER			
Write-Ins			
Undervotes	1		
Overvotes			
TOTAL	4		

MEMBER SCHOOL BOARD - COLES	VOTE TOTALS	TOTAL PAGES	0
LISA A. ZARGARPUR			
STEPHEN D. SPIKER			
Write-Ins			
Undervotes			
Overvotes			
TOTAL	0		

MEMBER SCHOOL BOARD - POTOMAC	VOTE TOTALS	TOTAL PAGES	0
JUSTIN D. WILK			
MARIO R. BECKLES			
Write-Ins			
Undervotes			
Overvotes			
TOTAL	0		

MEMBER SCHOOL BOARD - GAINESVILLE	VOTE TOTALS	TOTAL PAGES	
JENNIFER T. WALL			
Write-Ins			
Undervotes			
Overvotes			
TOTAL			

MEMBER SCHOOL BOARD - OCCOQUAN	VOTE TOTALS	TOTAL PAGES	
R.M. JESSIE, JR			
RYAN WILSON KIRKPATRICK			
Write-Ins			
Undervotes			
Overvotes			
TOTAL			

MEMBER SCHOOL BOARD - NEABSCO	VOTE TOTALS	TOTAL PAGES	
PADREUS D. PRATTER			
TRACY L. BLAKE			
MICHAEL C. PETKO			
Write-Ins			
Undervotes			
Overvotes			
TOTAL			

MEMBER SCHOOL BOARD - WOODBIDGE	VOTE TOTALS	TOTAL PAGES	Ø
JAYLEN K. CUSTIS			
SHANTELL E. ROCK			
LOREE Y. WILLIAMS			
Write-Ins			
Undervotes			
Overvotes			
TOTAL			Ø

MEMBER TOWN COUNCIL - QUANTICO	VOTE TOTALS	TOTAL PAGES	Ø
BRANDI M. MALY			
S. "STEVE" KANG			
Write-Ins			
Undervotes			
Overvotes			
TOTAL			Ø

MEMBER TOWN COUNCIL - HAYMARKET	VOTE TOTALS	TOTAL PAGES	Ø
ALEXANDER M. BEYENE			
Write-Ins			
Undervotes			
Overvotes			
TOTAL			Ø

Certification of Results

**ALL OFFICERS
MUST SIGN**

BY OUR SIGNATURES BELOW, WE HEREBY CERTIFY THAT THE TWO (2) COPIES OF THE STATEMENT OF RESULTS AND ATTACHMENTS ARE A COMPLETE RECORD OF THIS ELECTION AND THAT ALL INFORMATION HEREON IS TRUE AND CORRECT TO THE BEST OF OUR ABILITY.

1	Officer of Election	x
2	Officer of Election	x
3	Officer of Election	x
4	Officer of Election	x
5	Officer of Election	x
6	Officer of Election	x
7	Officer of Election	x
8	Officer of Election	x
9	Officer of Election	x
10	Officer of Election	x
11	Officer of Election	x

[Handwritten signatures]
 London Deverson

ALL OFFICERS MUST SIGN